



# St Luke's C of E Primary School

## Termly Curriculum Information for Parents - Reception

### What your child will be learning about this summer term and how you can help at home

#### Literacy

In the first half of term, we will be focusing on reading stories, poetry and non-fiction books about **Minibeasts**. As a whole class, the children will be reading the following texts: *'Snail Trail'*; *'The Bee Book'*; *'The Very Busy Spider'*; and *'The Very Hungry Caterpillar'*. In the second half of term, we will be focusing on stories, poetry and non-fiction books about **Travelling and Transport**. As a whole class, the children will be reading the following texts: *'The Journey Home from Grandpa's'*; *'How Will We Get to the Beach?'*; *'Mr. Grumpy's Outing'*; *'Whatever Next!'*; and *'Rosie's Walk Mapping'*. We will explore all of these texts through role-play, by reading different versions of the texts and by rewriting the stories. The texts will be used to model writing and to extend skills in grammar, vocabulary and spelling. This term, we will continue to use the Little Wandle phonics programme to develop reading, writing and spelling skills. The children will continue work on recognising sounds and writing these correctly.

During adult focused activities, the children will be encouraged to think of sentences and record these with support. They will also have opportunities to engage in independent writing activities throughout the day where they will further develop their writing skills with a focus on writing for different purposes. We will look at the thought process of writing a sentence and think about how we can make our sentences more exciting e.g. by adding adjectives.




We will also be working hard to develop your child's fluency in reading, encouraging reading with expression and developing comprehension skills. The children will engage in daily supported reading sessions to help develop confidence and skill at reading.

#### Things to do at home...

Please **read with your child** for 15 minutes every evening. It is the single most important thing that you can do to help them educationally.

**Practise the sounds at home:** Click on the following link, which will take you to a useful video about how to pronounce the phonics sounds correctly: <https://www.youtube.com/watch?v=Pf3Pa3VVGJs&list=PLetiKvWftA5vy3w2uzkQT0rqnEVD0GJzV>

**Play games** such as 'I Spy...' and **sing favourite songs and nursery rhymes.**



#### Mathematics:

This term, Reception will be learning the following:

##### Number:

Continuing to learn to count from 0 to 99; sequencing numbers from 0-20; using ordinal numbers; solving number problems using objects; learning how numbers are used in everyday life; adding and subtracting numbers to 10 and beyond; doubling and halving; solving problems involving sharing equally; and recognising and understanding how to use a half and a quarter when adding and subtracting.

**Things to do at home...** Practise counting numbers up to 99 and writing numbers 0 - 9; practise adding and subtracting small amounts together; and practise sharing objects equally into groups using things from around the house to help with this, e.g. spoons, pennies, pencils.

##### Measuring:

Ordering and comparing objects by height, length and weight. The children will also learn that time is a form of measurement: they will begin to develop their understanding of reading o'clock times, and they will be measuring time using minute timers.

**Things to do at home...** Use clocks around the home to refer to times throughout the day, for example, when you need to leave the house, when dinner will be ready, when it is bedtime etc. Talk about and order things around your home e.g. *this pencil is longer than that one; this one is the longest.*

##### Shapes:

Recognising and sorting 2D shapes (circles, squares, triangles etc.) based upon different attributes, such as sides, corners and whether they are tessellating or non-tessellating.

## Understanding the World

This term, the children will be learning about **Minibeasts** and **Travelling and Transport**.

During the first half of term, the children will learn about the different types of **minibeasts** ('slimy snails'; 'buzzing bees'; 'spinning spiders'; beautiful butterflies'; and 'crawling caterpillars'.) The children will be introduced to the concept of minibeasts, and what they are, and they will make observations of minibeasts: what they look like; what they eat; and how they help the world around us. The children will also be learning about the **life cycles** of some minibeasts, e.g. the life cycle of a butterfly, and about the similarities and differences of bees. They will also be introduced to the concept of a **habitat**.

### Things to do at home...

How many different types of minibeasts can your child find around your garden and home? Talk about what your favourite minibeast is and why, e.g. 'I like ladybirds because they have colourful and spotty wings.'

During the second half of the term, the children will learn about **Travelling and Transport**. The children will be learning about the importance of travel to our daily lives and they will learn about different types of journeys (e.g. how we travel by land, water and air), learning to name and describe different types of vehicles.

### Things to do at home...


Discuss a journey you and your child have been on together. *What type of transport did you take? Have you ever been on a holiday together? Where did you go and how did you get there?*

## Physical Development

This term, the children will be learning **gymnastics**, where they will be learning to develop confidence in fundamental movements and learning and refining a variety of shapes, jumps, balances and rolls. The children will also be linking simple balance, jump and travel actions. In **dance**, they will recognise actions can be performed to music, and copy, repeat and perform some basic actions to music.

## Personal, Social and Emotional Development

This term, the children will revisit our **Golden Rules**. They will also focus upon the **relationships** they have in their lives and learn about being safe with others. They will look at their relationships with themselves and with others, and learn about how they can make these relationships positive. They will learn to develop skills to negotiate with their peers and work out disagreements with others. The children will also learn about the importance of accepting others and about cultural differences.



## Expressive Arts and Design

This term, we will use our creative skills to focus upon **3D modelling** and **collage**. The children will be learning to use a variety of materials to create a collage of a steam train. The children will also be learning about the famous artist **Matisse**, and studying his famous picture 'The Snail'. The children will create their own snail collages inspired by Matisse's work.

## Computing

Children will continue to use a variety of computer programs and the internet to develop their computer and keyboard skills.

### Things to do at home...

Here is a website that you can access at home. <http://www.oxfordowl.co.uk/> This is a fun website full of literacy and numeracy games, interactive games, online books and comics covering a number of learning areas.

## RE

### Christianity - Who Cares for This Special World and Why?

This term, Reception will be learning that Christians believe God created the world and wants it to be kept special. The children will also be learning that Christians believe we are stewards of it while we are alive on Earth, and therefore need to look after the world and everything living in it. They will also learn how everyone can help care for different aspects of our world.

### Salvation - How did Jesus rescue people?

This term, Reception will learn that Christians believe the following: *Jesus can rescue people when they are afraid; Jesus can rescue people from being sad by giving them comfort, hope and joy; Jesus rescued people from sickness and healed them; Jesus rescued people who couldn't see by healing their sight; and Jesus rescued people who needed food by helping them.* The children will be learning why Christians believe Jesus is a 'saviour' who rescues people and they will be learning to retell simple Bible stories.

## How can I help at home?

Encourage your child to look at and share a variety of books. Ask them to talk about what is happening in the pictures and see if they can tell the story.

Encourage them to look around them and talk about what they see and hear. This could be on the way to school, in the park, or on a shopping trip.

Listen to your child read and ask them questions about the text to help their understanding, e.g. *Why did that happen? Who said that?* Encourage your child to sound out words they are unable to read by sight (for example, c – a – t makes cat).

Talk to your child about their family and cultural background. For example, food, clothing and language.

Encourage your child's interest in coins by asking them to 'pay' for items using pennies. When washing up, count items out of the sink and ask your child to help you.

Make it clear that you value homework – set aside a specific time and area for your child to work on their homework. Your child will receive homework once a week. Help them to be organised with their time so that their homework is handed in on time.

Allow your child to get themselves dressed and undressed. Encourage them to look smart for school, for example, tucking their shirt in and making sure their collars are tidy.

### Help your child to be organised:

- ◇ Have you got your **book bag**? Needs to be in school **every day**.
- ◇ Are **ALL** your reading books inside it?
- ◇ Have you completed your **homework**? Homework should be submitted by **Wednesday**.